


Notations inside parentheses refer to common names for these courses.
All courses are 4 units unless otherwise noted; 60 units are required for the degree.


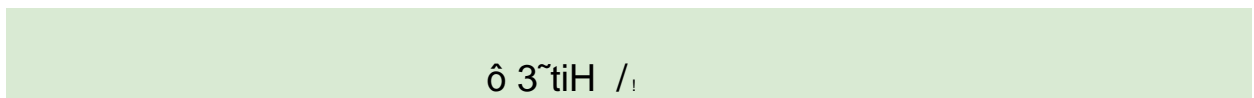


Human Behavior in the Social Environment
(HBSE, often pronounced "hip-see")

Introduction to Social Welfare Policy (Policy)

Race, Gender, and Inequality (RGI)

(HBSE) Introduction to Social Welfare Research (RGI)
(Research)





Advanced Practice I

Advanced Practice II